


AROUND THE WORLD



Age 8+
Musical Comedy

WORKPACK

AROUND THE WORLD



DIRECTED BY Ariel Dabbah • **MUSIC** Marcelo Andino
WORKPACK Ana Laura Zanfranceschi, Eugenia Dell'Osa, Silvia Montimurro

OBRA REGISTRADA

LEVEL

Age	Level	CEFR	Cambridge University Examinations	Pearson Tests of English (PTE)	Trinity College Exams	Trinity - ISE
8+	Pre-Intermediate to Intermediate	A1 (Breakthrough) A2 (Waystage) B1 (Threshold)	Movers, Flyers, Key, Preliminary	Quickmarch / Breakthrough	Grades: 3 / 4	ISE 0 ISE I

Note to teachers

Our dear fellow teachers,

In the workpack you are about to see, you will find a series of activities to be used with your students both before and after watching **Around the World**. Most of the activities have been graded according to levels, which might imply age, language development, or both. You will also come across different types of activities, which, in most cases, we have decided to categorise as follows: **The Story; Characters; Words, words, words!; Drama games & activities and STEAM & Craft**. In many cases, however, as in the classroom and life, categories tend to merge and combine and evolve, so that one activity may lend itself to something else and become useful for something different.

The songs and their activities are also included in this workpack.

In the Index section, you will find a Teacher's Corner for some of the activities, with suggested procedures and answer keys where appropriate.

All these are simply suggestions. You are the one who knows your students, so please feel free to play around with this workpack as much as you want to.

Have a magical BAP experience, and do let us know what worked best for you and your students!

All our love,

The Teachers Team

LEVEL 1



LEVEL 2



LEVEL 3



AROUND THE WORLD



SYNOPSIS

Meet Phileas Fogg, a rich English gentleman who bets that he can go all the way around the world in just 80 days when Mr. Black calls him a coward! And guess what- He's not alone!

An adventurous inventor named Passepartout, who invented a space machine which tells you your location, is travelling with him.

Off they go on a super exciting adventure! They visit lots of different countries and have to deal with all sorts of challenges.

While travelling, they meet different people everywhere they go!

In Egypt, they get a new friend, a young and brave lady named Evelyn, who decides to join the fun and adventure.

How do they travel? They travel in flying machines, trains, ships, and even boats! It's a journey full of surprises! The big question is: Will

Phileas Fogg make it back to London in time to win the bet?

Get ready for a super inspiring story packed with excitement, bravery, and all kinds of adventures. Join the fun and find out if Phileas Fogg and his friends can pull off this amazing journey!

MORAL

When there is a
will there is a way.



AROUND THE WORLD



VOCABULARY

This list of vocabulary items will help you and your students understand and enjoy the play more fully:

Nouns

Adventure/r - America - archaeologist - Australia - bet - boat - bravery - Buckingham Palace
bus - cage - candy - caps - celebration - China - country - coward - crocodile - cultures
danger - destination - disrespect - dragon - Egypt - expert - Far East - fortune - fortune cookies
gentleman - goggles - global positioning system (GPS) - hotel - India - invention/inventor - journey
location - machine - master - misunderstanding - mountains - Mumbai - mystery - noodles
Orient Express - park ranger - respect - River Thames - scarf - shame - ship - skull - snake - Spain
spider - station - storm - swamp - talent - the River Ganges - tourist - tradition
train - trap - trip - valet - voyage - wing - woman

Adjectives

(dis)respectful - (im)possible - (un)believable - (un)comfortable - afraid - amazing - Australian
beautiful - brave - clever - cozy - creepy - dead - early - exciting/excited - formal - grateful - helpful
interesting/interested - mad - nervous - nice - real - safe - scary - shy - slow - smart - Spanish
specific - superb - true - unique - wonderful - worried

Verbs

to arrest - to ask for - to be quiet - to board - to celebrate - to communicate - to drown - to face
to fall off - to figure out - to go around - to hand sb sth - to hurt sb - to invent - to keep doing sth
to lie - to lose - to pay respects - to put sth away - to put sth out - to remember - to rescue
to scare sb - to set sth on fire - to speak a language - to steal - to succeed - to make an effort
to trap - to travel - to deny

Phrases

A fool and his money are soon parted - A waste of time - For the first time in my life
I feel I'm brave - From east to west - It's all lies! - It's hard for sb to... - Right away
Sb. must be mad - The bet is on sb - To be (a bit) lost - To be afraid of... - To be at stake
To be back home - To be delayed - To be worth it - To face danger - To fall into a trap
To find sb's way - To fly into the unknown - To get lost - To live adventures
To make/win/lose a bet - To take risks - To travel towards the sun - Without any doubt



AROUND THE WORLD



CHARACTERS



Phileas Fogg



Evelyn O'Connell



Jean Passepartout

CHARACTERS around the world



Socorro/Dolores/Antonio



Isfet/Satet



Aouda/Aayush



Chinese Dragon




Crocodile/Steve



Maria/Pedro



Mr. Black



AROUND THE WORLD



BEFORE WATCHING ACTIVITIES



LEVEL 1



LEVEL 2



LEVEL 3

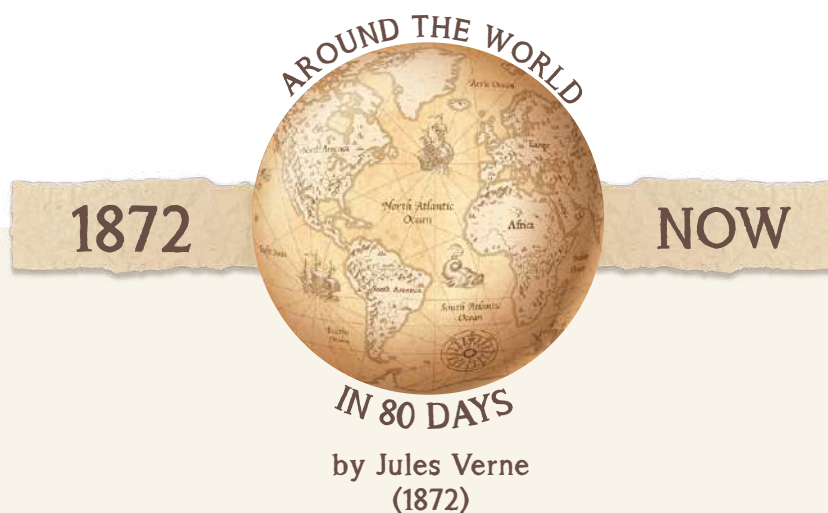




1 Did you know?

“Around the World in 80 Days”, the original story, was written by Jules Verne in 1872. The world was quite different in those times.

Read the concepts below and compare what life was like in the 19th century and what it is like now.



MEANS OF TRANSPORT - FOOD
JOBS & PROFESSIONS - CLOTHING
HOUSES - TECHNOLOGY



2 Did you know?

This is Jules Verne!



Jules Verne was a famous author born on February 8, 1828, in Nantes, France. As a child, he loved stories and dreamed of exciting adventures. His fascination with the sea and exploration shaped his imagination. Even though Jules studied law, his heart was set on writing. He wrote incredible stories filled with journeys and amazing discoveries. In his famous books “Twenty Thousand Leagues Under the Sea” and “Journey to the Centre of the Earth,” he talked about adventures. He loved science, travelling, and discovering new worlds. He was one of the pioneers of science fiction.

Discussion:

- What is science fiction (Sci-fi)?
- What are the elements of science fiction?
- Do you know other sci-fi stories, movies or series?
















3 Around the World in 80 days.


Fill in with the words in the box:


Australia inventor world Egypt China Mexico USA
gentleman Spain London dangers journey India lady

Phileas Fogg is an English 1  who makes a bet that he can travel around the entire 2  in just 80 days. He decides to start his adventure with a young 3  called Passepartout, who has developed a "space machine". During their 4 , they visit different countries such as 5 , 6 , 7 , 8 , 9 , 10  and the 11 .

Phileas and Passepartout get into trouble in Egypt and a brave young 12 

whose name is Evelyn saves them. After that, she decides to travel with them.

Together, they have to do their best to be back in 13  in 80 days.

They will learn about different cultures, face many 14  and work hard

to achieve their goal. Will they succeed? Will they be able to go back to London and win the bet?

Watch the play and find out!





4 Around the World in 80 days.

Fill in with the words in the box:

inventor bet world Egypt China Mexico machine win
gentleman London dangers journey decides archaeologist

Phileas Fogg is an English 1 _____ who makes a 2 _____ that he can travel around the entire 3 _____ in just 80 days. He decides to start his adventure with a young 4 _____ called Passepartout, who has developed a space 5 _____.

During their 6 _____, they visit different countries such as Spain, 7 _____, India, 8 _____, Australia, 9 _____ and the USA.

Phileas and Passepartout get into trouble in Egypt, and a brave young 10 _____ whose name is Evelyn saves them. After that, she 11 _____ to travel with them. Together, they have to do their best to be back in 12 _____ in 80 days. They will learn about different cultures, face many 13 _____ and work hard to achieve their goal. Will they succeed? Will they be able to go back to London and 14 _____ the bet?

Watch the play and find out!





5 Around the World in 80 days.

Fill in with the words in the box:

inventor space machine bet world Egypt China Mexico
archaeologist win gentleman London dangers journey decides

Phileas Fogg was an English 1 _____ who made a 2 _____ that he could travel around the entire 3 _____ in just 80 days. He decided to start his adventure with a young 4 _____ called Passepartout, who had created a “ 5 _____ ”.

During their 6 _____, they visited different countries such as Spain, 7 _____, India, 8 _____, Australia, 9 _____ and the USA.

Phileas and Passepartout got into trouble in Egypt and a brave young 10 _____ whose name was Evelyn saved them. After that, she 11 _____ to travel with them.

Together, they had to do their best to be back in 12 _____ in 80 days.

While travelling, they learnt about different cultures, faced many 13 _____ and worked hard to achieve their goal. Did they succeed?

Were they able to go back to London and 14 _____ the bet?

Watch the play and find out!





6 Meet the characters

Can you write sentences about each character?



Phileas Fogg

GENTLEMAN
SHY
RESPECTFUL
RICH




Jean Passepartout

INVENTOR
ADVENTURER
DISRESPECTFUL
CLEVER



Evelyn O'Connell

ARCHAEOLOGIST
BRAVE
SMART
HELPFUL

[illegible]



7 Meet the characters

What do you think their lives are like?



Phileas Fogg



Jean Passepartout



Evelyn O'Connell

In the 19th century... _____

a gentleman _____

an inventor _____

a female archeologist _____





8 Matching Game

My name is Evelyn
O'Connell.

I am from London.

I am French.

I am an archaeologist.



Phileas Fogg

I am American.



Jean Passepartout

I am an adventurer.

I am brave.

I am a gentleman.

My name is Jean
Passepartout.

I am English.

I am afraid of
adventures.

I love adventures.



Evelyn O'Connell

I am an inventor.

My name is
Phileas Fogg.

I am from Paris.





9



F	O	R	T	U	N	E	C	O	O	K	I	E	S
S	B	U	G	L	M	E	Y	E	R	S	R	L	S
G	I	B	M	A	U	F	I	T	M	L	C	E	I
E	K	C	A	G	E	O	T	R	A	I	N	A	N
N	T	R	C	R	A	R	R	A	W	F	E	Y	V
T	L	I	H	O	T	E	L	D	P	G	R	X	E
L	E	A	I	F	R	S	I	I	K	K	Z	B	N
E	J	R	N	A	M	O	K	T	G	Y	R	O	T
M	I	B	E	A	U	F	I	I	M	L	C	A	O
A	R	C	H	A	E	O	L	O	G	I	S	T	R
N	G	M	E	O	U	P	L	N	I	L	C	E	S





10 Complete the sentences with the words in the box:

yoga trap traditions cultures meditation dangers park ranger
fortune cookies archaeologist journey cage coward crocodile
space machine gentleman skulls inventor celebration

- a. Phileas is a shy English _____.
- b. Mr Black told Phileas that he was a _____.
- c. Passepartout is a young _____ and he has created a _____.
- d. Evelyn is an _____, she likes studying tools, graves, and buildings of people who lived in the past.
- e. Passepartout and Phileas started their _____ in London.
- f. In Egypt, two thieves set them a _____ and locked them in a _____.
- g. In China, they opened _____ and they had interesting messages from them.
- h. In India, they learnt about _____ and _____.
- i. In Mexico, they saw _____ and they thought it was creepy. The people told them about the "Día de los Muertos" _____.
- j. They had to face many _____ while they were traveling.
- k. They learnt about the _____ and different _____ around the world.
- l. They met a _____ in Australia whose friend was a _____.





11 Complete and Match

Add the missing vowels and draw a line to the corresponding picture.

F _ R T _ N _ C _ _ K _ _ _



M _ _ N T _ _ N



C R _ C _ D _ L E



_ R C H _ _ L _ G _ S T

D R _ G _ N



G _ N T L _ M _ N



J _ _ R N _ Y



S K _ L L

P _ R K R _ N G _ R



D _ N G _ R





12 Memory Game

BRAVE

COWARD

INVENTOR



ARCHAEOLOGIST

BET

JOURNEY



GENTLEMAN

DANGER

ADVENTURE



Optional: Choose other words from the vocabulary list
and create new cards with your students.





13 Play Taboo with the characters!

This is a CLUE CARD.

PHILEAS FOGG

Gentleman

rich

shy

respectful

Clue cards have the clue word on the top of the card and the taboo words listed below the clue word.

Clue-givers then start and keep the timer 1 minute and must get their team to say the clue word on the card without using the taboo words below. If a taboo word is used they swap teams and get no points.

Complete TABOO rules here: <https://playtaboo.com/rules-of-the-taboo-game/>

Use the information about the characters to help your students create your taboo cards. Then, use words from the vocabulary list.





14 These are the countries Phileas and Passepartout visit on their journey.

AUSTRALIA - CHINA - EGYPT - INDIA - MEXICO - SPAIN - ENGLAND - THE USA

Can you find them on the map?



Look at these icons. Where do they belong? Match them to the countries.

Discuss with your class what you know about these places and their icons.

Miming Time! Choose one of these elements, mime it and let your classmates guess!





15 Design your own suitcase to travel around the world!

Get a shoe box, wrapping paper, markers, scissors, glue and... use your imagination to make a cute suitcase for your journey. Are you ready? Let's start!





16 Science.

Get your suitcases ready to travel the world!

Investigate about climate in the countries you are going to visit while watching the play.

COUNTRY	CLIMATE
Egypt	
India	
Spain	
China	
Australia	
Mexico	
USA	
Your country	



AROUND THE WORLD



AFTER WATCHING ACTIVITIES



LEVEL 1



LEVEL 2



LEVEL 3





17

Write the words below each character.

BRAVE ARCHAEOLOGIST GENTLEMAN LADY
ENGLISH SHY INVENTOR INTELLIGENT
RICH ADVENTURER FRENCH AMERICAN



Phileas Fogg



Jean Passepartout



Evelyn O'Connell





18 What do you remember about each character?

Let's write about them! Use these words to help you:

RICH BRAVE INTELLIGENT ARCHAEOLOGIST
GENTLEMAN SHY ENGLISH AMERICAN
INVENTOR ADVENTURER FRENCH



Phileas Fogg



Jean Passepartout



Evelyn O'Connell



Mr. Black

Who is your favourite character? Why?





19 Can you describe the characters?

Write a short paragraph. Include:

name / nationality / job / physical description / personality / why you liked them or not



Phileas Fogg



Jean Passepartout



Evelyn O'Connell



Mr. Black

[illegible]


Who was the most interesting character? Why?





20 How much do you remember?

Look at the different scenes from the play and put them in order.





21 Story analysis

Complete this chart with info about the story.

STORY ELEMENTS

SETTING

Where?

When?

TIME

PLACE

CHARACTERS

Who?

PRIMARY

SECONDARY

STORY

What happens?

BEGINNING

MIDDLE

END

CONFLICT

What's the problem?

Is it solved?

How?

PROBLEM

SOLUTION

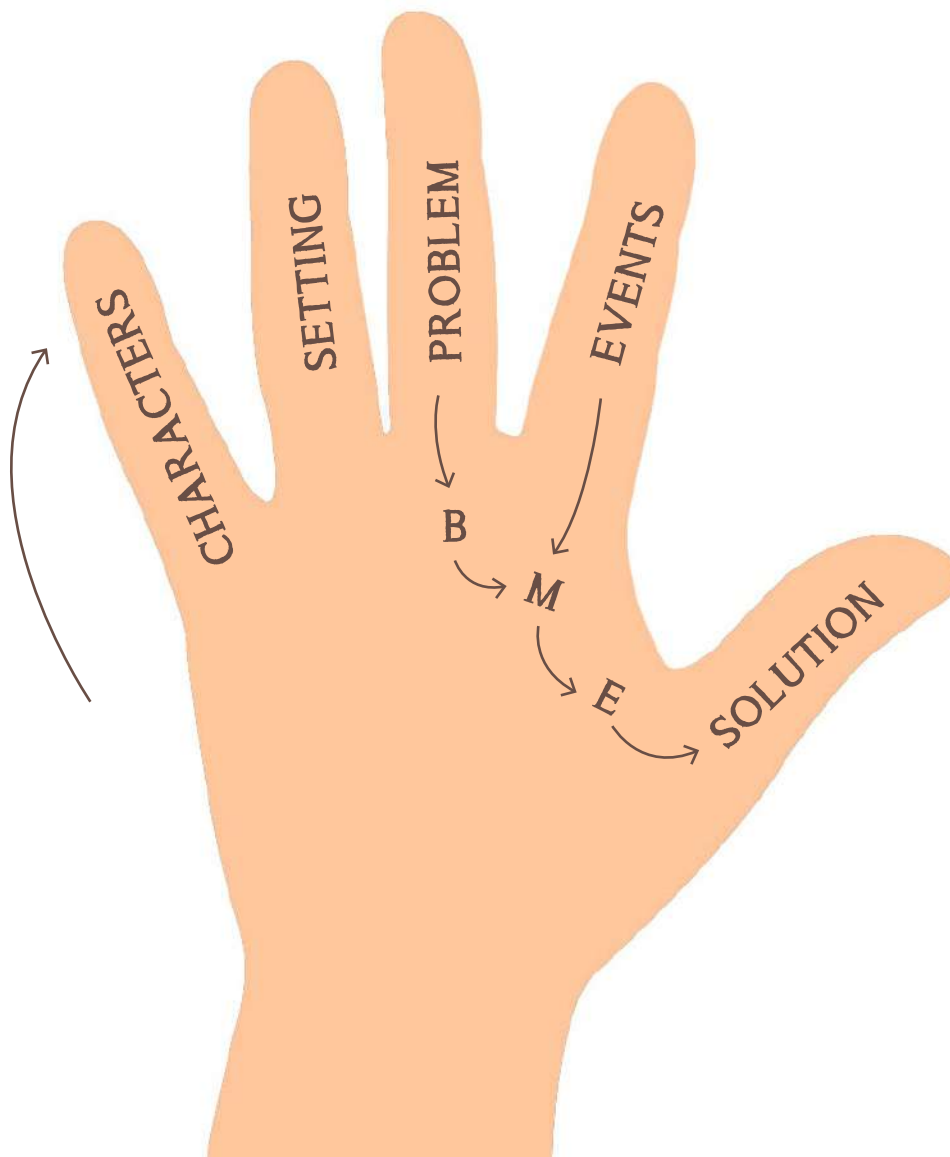




22 Tell me the story!

Use the silhouette of your hand and the chart in the previous activity to retell the story orally.

B: BEGINNING - M: MIDDLE - E: END



23

Level 1: Whole-group activity. Now, write the story with your teacher.

Level 2: Pair work: Share ideas with a friend. Now, you can write the story in your notebooks.

Level 3: Now, you can write the story in your notebooks.





24 Quick Guess

Cut out these cards and play the vocabulary game in pairs.

This is the city where
the journey began.
(London)

Phileas finds it
difficult to talk to
women because he is
.....
(shy)

Mr Black tells Phileas
he's a
(coward)

Passepartout is a young
.....
(inventor)

It can tell exactly
where a person is.
(GPS - Global
Positional System)

The place where you
are going when you
start a journey.
(destination)

A person in charge of
protecting part of a
National Park.
(park ranger)

The place where the
King of England lives.
(Buckingham Palace)

A long journey
by ship.
(voyage)

Phileas and Passepartout
are trapped in a
.....
in Egypt
(cage)

A person whose job is to
study prehistoric peoples
and their cultures by
analyzing their tools,
inscriptions, monuments, etc.
(archaeologist)

Someone who is ready
to face dangers and
shows courage.
(brave)

Biscuits containing a
message, especially
about your future.
(fortune cookies)

A large boat for
transporting people or
things by sea.
(ship)

Close-fitting glasses that
protect your eyes from
dust, wind, water, etc.
(goggles)

Leonardo da Vinci
designed these.
(flying machines)

The skeleton of the
head of a vertebrate.
(skull)

Feeling fear or anxiety.
Frightened.
(afraid)

Chinese people
have an amazing
.....
on new year's day.
(celebration)

Showing
intelligence.
(clever)

The geographic
features you can see in
a particular area.
(landscape)

A part of the land that
rises high above the
surface.
(mountain)

To take something
without permission
to keep it.
(steal)

Travelling from one
place to another, usually
taking a long time.
(journey)



25 Match the halves.

Then put the phrases in the correct sentence:

Take	effort
A waste	respects
For the first	many adventures
Make an	winning the bet
Fell into	time in my life
Made	in learning about the past
Lived	risks
Pay	a trap
Succeed in	a bet
Interested	of time

- “_____ I feel I am not afraid”, Phileas said.
- “He won't _____ and he will lose the money”, Mr Black thought.
- If we want to travel round the world, we must _____ and be brave.
- “Come on, let's _____, we can't give up now!”
- Passepartout and Phileas _____ in Egypt, and they were locked in a cage.
- “It's a _____, nobody will ever fall into our trap”, the thief said.
- Evelyn is _____, that's why she's an archaeologist.
- “I have _____ and now I have to set off on a journey around the world,” Phileas told his friends.
- People in Mexico _____ to dead people with an amazing celebration every year.
- Phileas, Passepartout, and Evelyn _____ during their journey around the world.





26 Parts of Speech

a. Complete the grid with the correct words in each column.


gentleman win inventor steal archaeologist adventure machine journey
exciting bet make board brave nervous hurt clever trap creepy early
smart shy impossible ship celebrate face rescue

NOUN

VERB

ADJECTIVE

b. Write sentences about the story using as many words from the grid as possible.





27 Geography

Get your passports ready!

Use this template to create your own passport. Choose four of the countries the protagonists visited in the story. Look for information about them and complete the spaces. Share your passport with your classes.

MY PASSPORT

WORLD TRAVELLER

PERSONAL INFORMATION

NAME _____

DATE OF BIRTH _____

PLACE OF BIRTH _____

NATIONALITY _____

DATE OF ISSUE _____

SIGNATURE _____





27 Geography

Get your passports ready!

COUNTRY		COUNTRY	
LANDMARK	CLIMATE	LANDMARK	CLIMATE
TRADITIONAL FOOD	LANGUAGE	TRADITIONAL FOOD	LANGUAGE
LANGUAGE	TRADITIONAL FOOD	LANGUAGE	TRADITIONAL FOOD
CLIMATE	LANDMARK	CLIMATE	LANDMARK
COUNTRY		COUNTRY	



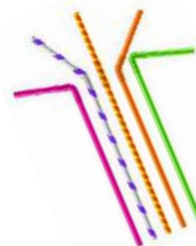
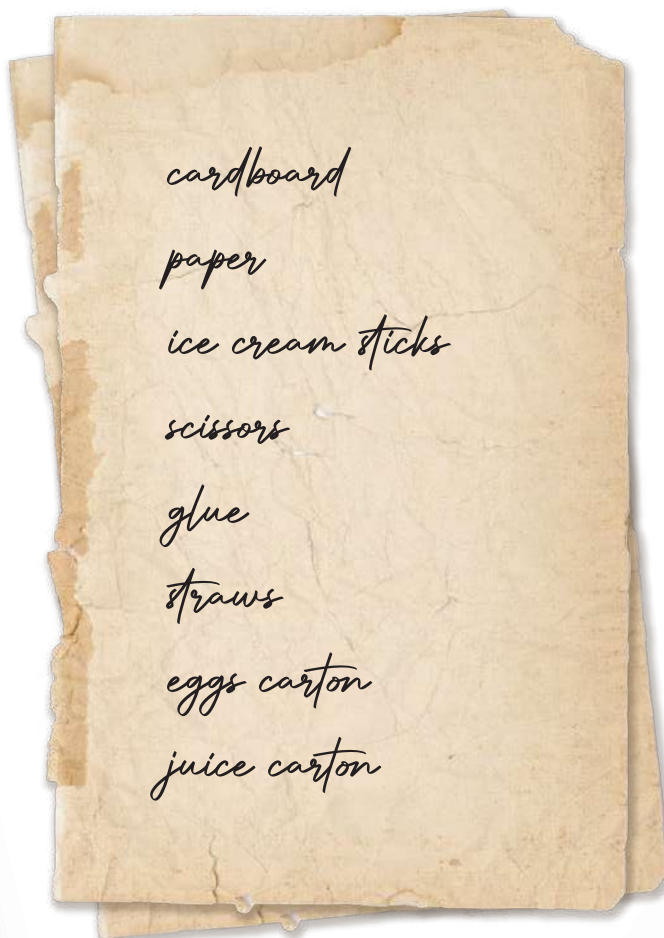


28 Engineering.

Phileas, Passepartout and Evelyn used different means of transport for their journey.
Help Passepartout with this invention.

How can we make something that floats? Let's build a ship!

Here's a list of useful material:



You can use any other material you want as long as it makes it float.

Ready, steady, go!





29 Technology

If Passepartout lived in the 21st century, he would use other resources to invent marvellous things! Explore these apps and learn how to relate them to the play.

APP / SITE

Google Earth



<https://earth.google.com/web/>

Jigsaw Planet



<https://www.jigsawplanet.com/>

Gametop



<https://www.gametop.com/online/around-the-world-in-80-days/>

<https://funko.com/build-your-custom-pop>

<https://shorturl.at/arHPX>


IDEA / ACTIVITY

Use Google Earth to pay virtual visits to the cities and countries mentioned in the play to see what they are like now. Follow their journey in the 21st century. Use the streetview function to see the real places. Google Street View provides panoramic 360 degree views from designated roads throughout its coverage area.

Explore Jigsaw Planet and boost your logical mathematical intelligence. This site allows you to upload an image and create puzzles to solve online. You can choose pictures from the booklet and upload them or any pictures you want to solve. Remember the number pieces shows the difficulty of the activity.

This online game is guided by Phileas and Passepartout.

Create a vinyl figure for each character. Funko Pop collectables are vinyl figurines of characters from pop culture, movies, and real life. They are unique and immediately recognizable due to their signature oversized heads and black eyes. Use any of the suggested AI sites to generate a Funko Pop image of each of the characters (and your own if you want) by providing a written description or following the prompts on each site.





30 Group work



This is a part of scene 1. But it's jumbled up! Can you put it in order?

Once you've done it, act it out.

Mr. Black: A machine that tells you where you are?

Lady 1: What's that? Have you heard?

Lady 2: Who can believe that? He must be mad!

Passepartout: Yes, Monsieur

Mr. Black: A space machine?

Passepartout: The greatest invention on Earth! Look!

Lady 1: Ha! Ha! Ha! It's all lies!

Phileas: Excuse me, sir...

Passepartout: No! Wait! Come back!. I'm not lying; I'm not mad!
Don't you want to try?

Passepartout: Exactly that, monsieur, anywhere on the planet.

Passepartout: Bonjour Good morning, ladies and gentlemen.
Can you guess what this is? It's great! It's superb! It's a space machine!

Phileas: That's amazing...a very interesting concept

All: What a man! Goodbye!

Phileas: I have a question. You say your machine can tell exactly where you are?

Lady 2: What on earth is he talking about?





31 Pair work.



Student A, You're Mr Black.

You want to know everything about Phileas Fogg's journey around the world.

What would you ask him?

Student B, You're Phileas Fogg.

Mr Black is asking you about your journey around the world.

Tell him about it.

Now act it out! Take into account the characters' personality traits.





32 Role play



Students will work in groups of four, taking on the roles of Evelyn, Phileas, Passepartout and Mr Black.

Imagine Evelyn, Phileas and Passepartout have been to one country which hasn't been mentioned in the story.

Mr Black wants to know everything about their adventures in that country and the friends will tell him everything about it.

Act out the conversation!



AROUND THE WORLD



SONGS





33

Have you ever listened to a song in Spanish and discussed it in English? If not, take the challenge now. If yes, continue the challenge and show the rest of your class that you know how to do it!

Un pajarillo me ha contado,
Sí, me ha contado.
Que andas mal de amores, guapo.
Sí, que andas mal de amores y ¡olé!

Pero para tus pesares
Aquí están Socorro y Dolores
Bajo este Sol de España
Los romances se vuelven pasiones.

Un taconeo por aquí,
Un taconeo por allá
Arriba las palmas
Y abajo los males.

Ven aquí, mi niño a gozar
Ven aquí, mi niño, mi guapo.
Deja tus problemas en la calle y ¡olé!
Y a bailar

Un pajarillo me ha contado,
Sí, me ha contado.
Que andas mal de amores, guapo
Sí, que andas mal de amores y ¡olé!

Pero para tus pesares
Aquí están Socorro y Dolores
Bajo este sol de España
Los romances se vuelven pasiones.

Un taconeo por aquí.
Y otro taconeo por allá.
Arriba las palmas
Y abajo los males.

Ven aquí, mi niño a gozar
Ven aquí, mi niño, mi guapo.
Deja tus problemas en la calle y ¡olé!
Y a bailar y ¡olé!



See Teachers' Corner





PASSEPARTOUT

Mademoiselle, my master has
his ways
Oh, yes, he does
We go around the world
Because he has made a bet.

PHILEAS

Yes, I made a bet
In London we must be
By November the 19th.
We are going via the Far East.

EVIE

How exciting it could be
To travel around the world!
Tell me, please
What about me?

PASSEPARTOUT

There is room for one more!

ALL

A unique trio we will be
Sharing fun, adventures and
mysteries
We will go around the world.
We can't deny it will be
beautiful.

EVIE

And I hope

**PHILEAS AND
PASSEPARTOUT**

We hope

ALL

We will succeed
In winning this bet
Oh, yes! Indeed!
We will go around the world.
Let's get a move on
It will be beautiful.

PHILEAS

It will be beautiful, yes!



EVIE

I've been so lucky
To have met Fogg and
Passpartout,
They are so nice.
I will travel around the world
And leave my fate behind

ALL

A unique trio we will be
Sharing fun, adventures and
mysteries
We will go around the world.
We can't deny it will be
beautiful.

EVIE

And I hope

**PHILEAS AND
PASSEPARTOUT**

We hope

ALL

We will succeed
In winning this bet
Oh, yes! Indeed!
We will go around the world.
Let's get a move on
It will be beautiful.

See Teachers' Corner





34

Fill in the blanks and then listen to the song to confirm your answers.

PASSEPARTOUT

Mademoiselle, my master has
his ways

Oh, _____, he does

We go around the world

Because he has made a _____.

PHILEAS

Yes, I made a _____

In London we must be

By November the _____.

We are going via the _____ East.

EVIE

How _____ it could be

To _____ around the world!

Tell me, please

What about _____?

PASSEPARTOUT

There is _____ for one more!

ALL

A unique trio we will be

Sharing fun, adventures and

We will go around the world.

We can't deny it will be
_____.

EVIE

And I _____

PHILEAS AND PASSEPARTOUT

We _____

ALL

We will succeed

In winning this _____

Oh, yes! Indeed!

We will go around the world.

Let's get a move _____

It will be _____.

PHILEAS

It will be beautiful, _____!

EVIE

I've been so _____

To have met Fogg and

Passpartout,

They are so _____.

I will travel around the world

And leave my _____ behind

ALL

A unique trio we will be

Sharing fun, adventures and

We will go around the world.

We can't deny it will be

EVIE

And I _____

PHILEAS AND PASSEPARTOUT

We _____

ALL

We will succeed

In winning this _____

Oh, _____! Indeed!

We will go around the world.

Let's get a move _____

It will be _____.

See Teachers' Corner





35

Listen to the song once. Then listen to the song for a second time reading the words. Can you find any relationship between the words and themes such as love, trust and taking risks in relationships? Tell your teacher and mates what you think about the themes.

Could a fortune cookie
be true and wise?
Could love just be
right in front of my eyes?

I'm brave, I'm strong
I rise above
I'm just afraid
of falling in love.

It's hard to believe
to trust my heart
my brain has always
taken me far.

Could a fortune cookie
know better than me?
Is there more to Phileas
than what I see?

I have to take
a leap of faith
because my heart's
the one at stake

It's hard to believe
to trust my gut
No man so far
has made the cut

I have to take
a leap of faith
because my heart's
the one at stake

I'm brave, I'm strong
I rise above
I'm just afraid
of falling in love.

He's good to me
He's kind and bright
I'm just afraid to say
The cookie is right...



See Teachers' Corner





36

Listen to your teacher and follow her instructions. You'll love this activity!

PEDRO

Pásame el dulce
Pásame el pan
Celebremos
a los que no están

MARIA

Heee heeee heee heeee

Celebremos

a los que no están

PEDRO

Ay ay ay ay ayyyy!!!

MARIA

Let's sing, let's dance
No hay que llorar
En nuestras almitas
por siempre vivirán!

MARIA

Let's sing, let's dance
No hay que llorar
En nuestras almitas
por siempre vivirán!

EVIE

Mr. Fogg, would you like to
dance?

PHILEAS

I would love to!

ALL

Let's sing and dance

No, we won't cry

Because in our souls
they will always be alive!
Let's sing and let's dance

ALL

Let's sing and dance
No, we won't cry
Because in our souls
they will always be alive!
Let's sing and let's dance
No, we won't cry
Because in our souls
they will always be alive!

PASSEPARTOUT

Maria, ¿me concedería esta
pieza?

MARIA

My pleasure, señor!

PEDRO

Pásame el dulce
Pásame el pan

No, we won't cry
Because in our souls
they will always be alive!
Because in our souls
they will always be alive!

(Instrumental part for dancing)



See Teachers' Corner





37

Listen to the song and put the words in the right order. You can fill in the circles next to the words with the corresponding number. You need to be focused to do this activity.

ALL

Right away, right away,
right away

PHILEAS

London!

ALL

Yes, right away
Once in New York
We must board
The Ocean Princess.
Storms, rain, waves...

ALL

Hurry, hurry, hurry
we are delayed
Land, land, land!
Liverpool is at hand.
We can see the shore.
A train, a bike,
Any means of transport
Will be just fine
If we want to be
In London in time
Yes, right away
Once in New York
We must board
The Ocean Princess.
Storms, rain, waves

PHILEAS

This ship doesn't work!

PASSEPARTOUT

We are delayed.

EVIE

Oh, my God! Phileas,
Your fortune is at stake.

See Teachers' Corner





38

Listen to this song carefully once or twice and be ready for what your teacher will tell you to do.

EVIE

Your dream is my dream.
Why don't we say what we feel?
I just can't think of my life
Without you, my love

Let your heart speak
And I will be yours
And the bells will ring
And the Sun will shine

And I know I'll be forever ...
in your heart

PHILEAS

I just can't believe
this is real
For I love you more
than anyone before
more than you'll ever know

BOTH

Your dream is my dream.
Why don't we say what we feel?
I just can't think of my life
Without you, my love
Let your heart speak
And I will be yours

PHILEAS

And the bells will ring

EVIE

And the Sun will shine

BOTH

And I know I'll be forever ...
in your heart
Forever in your heart
And I know I'll be forever ...
in your heart



See Teachers' Corner



39

Listen to the song carefully. Your teacher has something awesome to tell you!
Be ready to work, learn and have a lot of fun.

ALL

Very good, dear friend.
Congratulations, dear friend
You traveled around the world
In just 80 days!

It was awesome. It was great.
We have won the bet
We could see the world
and made new friends

Let us celebrate this success
Come on, now!
It will be known
all over the world.

It was awesome. It was great.
Come on, let's celebrate
We could see the world
and made new friends
And we made it in just 80 days!

Very good, dear friend.
Congratulations, dear friend
You traveled around the world
In just 80 days!

It was awesome. It was great.
We have won the bet
We could see the world
and made new friends

Let's celebrate
Come on, come on,
Come on, come on, now!
It will be known
all over the world.

It was awesome. It was great.
Come on, let's celebrate
We could see the world
and made new friends.

And we made it in just 80 days
No more, no less
Just 80 days,
in 80 days



See Teachers' Corner



ACTIVITY/LEVEL	EXPLANATION	KEY	PAGE																																																																																																																																																										
BEFORE WATCHING ACTIVITIES																																																																																																																																																													
1	Did you know? Around the World in 80 Days. Lead your students into the topic of the play by providing contextual information. Compare what life was like in the 19th century and now.	Free discussion about these ideas. MEANS OF TRANSPORT – JOBS & PROFESSIONS – FOOD – CLOTHING – HOUSES – TECHNOLOGY	7																																																																																																																																																										
2	Jules Verne. Lead your students into the magic world of Literature. Get to know Jules Verne and discover what Science Fiction is.	Free discussion.	8																																																																																																																																																										
3 - Level 1	The Story	1. gentleman / 2. world / 3. inventor / 4. journey / 5. Spain / 6. Egypt / 7. India / 8. China / 9. Australia / 10. Mexico / 11. USA / 12. lady / 13. London / 14. dangers	9																																																																																																																																																										
4 - Level 2	The Story	1. gentleman / 2. bet / 3. world / 4. inventor / 5. machine / 6. journey / 7. 8. 9. Egypt/China/Mexico / 10. lady / 11. decides / 12. London / 13. dangers / 14. win	10																																																																																																																																																										
5 - Level 3	The Story	1. gentleman / 2. bet / 3. world / 4. inventor / 5. space-machine / 6. journey / 7. 8. 9. Egypt/China/Mexico / 10. lady / 11. decided / 12. London / 13. dangers / 14. win	11																																																																																																																																																										
6 - Level 1	Characters		12																																																																																																																																																										
7 - Level 2, 3	Characters	Free discussion to boost Critical Thinking.	13																																																																																																																																																										
8 - Level 2	Characters	My name is Jean Passepartout. I am from Paris. I am French. I am an inventor. I love adventures. My name is Phileas Fogg. I am a gentleman. I am English. I am from London. I am afraid of adventures. My name is Evelyn O'Connell. I am American. I am an archaeologist. I am an adventurer. I am brave.	14																																																																																																																																																										
9 - Level 1	Words, Words, Words!	<table><tr><td>F</td><td>O</td><td>R</td><td>T</td><td>U</td><td>N</td><td>E</td><td>C</td><td>O</td><td>O</td><td>K</td><td>I</td><td>E</td><td>S</td></tr><tr><td>S</td><td>B</td><td>U</td><td>G</td><td>L</td><td>M</td><td>E</td><td>Y</td><td>E</td><td>R</td><td>S</td><td>R</td><td>L</td><td>S</td></tr><tr><td>G</td><td>I</td><td>B</td><td>M</td><td>A</td><td>U</td><td>F</td><td>I</td><td>T</td><td>M</td><td>L</td><td>C</td><td>E</td><td>I</td></tr><tr><td>E</td><td>K</td><td>C</td><td>A</td><td>G</td><td>E</td><td>O</td><td>T</td><td>R</td><td>A</td><td>I</td><td>N</td><td>A</td><td>N</td></tr><tr><td>N</td><td>T</td><td>R</td><td>C</td><td>R</td><td>A</td><td>R</td><td>R</td><td>A</td><td>W</td><td>F</td><td>E</td><td>Y</td><td>V</td></tr><tr><td>T</td><td>L</td><td>I</td><td>H</td><td>O</td><td>T</td><td>E</td><td>L</td><td>D</td><td>P</td><td>G</td><td>R</td><td>X</td><td>E</td></tr><tr><td>L</td><td>E</td><td>A</td><td>I</td><td>F</td><td>R</td><td>S</td><td>I</td><td>I</td><td>K</td><td>K</td><td>Z</td><td>B</td><td>N</td></tr><tr><td>E</td><td>J</td><td>R</td><td>N</td><td>A</td><td>M</td><td>O</td><td>K</td><td>T</td><td>G</td><td>Y</td><td>R</td><td>O</td><td>T</td></tr><tr><td>M</td><td>I</td><td>B</td><td>E</td><td>A</td><td>U</td><td>F</td><td>I</td><td>I</td><td>M</td><td>L</td><td>C</td><td>A</td><td>O</td></tr><tr><td>A</td><td>R</td><td>C</td><td>H</td><td>A</td><td>E</td><td>O</td><td>L</td><td>O</td><td>G</td><td>I</td><td>S</td><td>T</td><td>R</td></tr><tr><td>N</td><td>G</td><td>M</td><td>E</td><td>O</td><td>U</td><td>P</td><td>L</td><td>N</td><td>I</td><td>L</td><td>C</td><td>E</td><td>S</td></tr></table>	F	O	R	T	U	N	E	C	O	O	K	I	E	S	S	B	U	G	L	M	E	Y	E	R	S	R	L	S	G	I	B	M	A	U	F	I	T	M	L	C	E	I	E	K	C	A	G	E	O	T	R	A	I	N	A	N	N	T	R	C	R	A	R	R	A	W	F	E	Y	V	T	L	I	H	O	T	E	L	D	P	G	R	X	E	L	E	A	I	F	R	S	I	I	K	K	Z	B	N	E	J	R	N	A	M	O	K	T	G	Y	R	O	T	M	I	B	E	A	U	F	I	I	M	L	C	A	O	A	R	C	H	A	E	O	L	O	G	I	S	T	R	N	G	M	E	O	U	P	L	N	I	L	C	E	S	15
F	O	R	T	U	N	E	C	O	O	K	I	E	S																																																																																																																																																
S	B	U	G	L	M	E	Y	E	R	S	R	L	S																																																																																																																																																
G	I	B	M	A	U	F	I	T	M	L	C	E	I																																																																																																																																																
E	K	C	A	G	E	O	T	R	A	I	N	A	N																																																																																																																																																
N	T	R	C	R	A	R	R	A	W	F	E	Y	V																																																																																																																																																
T	L	I	H	O	T	E	L	D	P	G	R	X	E																																																																																																																																																
L	E	A	I	F	R	S	I	I	K	K	Z	B	N																																																																																																																																																
E	J	R	N	A	M	O	K	T	G	Y	R	O	T																																																																																																																																																
M	I	B	E	A	U	F	I	I	M	L	C	A	O																																																																																																																																																
A	R	C	H	A	E	O	L	O	G	I	S	T	R																																																																																																																																																
N	G	M	E	O	U	P	L	N	I	L	C	E	S																																																																																																																																																
10 - Level 2	Words, Words, Words!	a. gentleman / b. coward / c.inventor/space-machine / d. archaeologist / e. journey / f. trap/cage g. fortune cookies / h. yoga/meditation / i. skulls/celebration / j. dangers / k. tradition/cultures l. park ranger/crocodile	16																																																																																																																																																										
11 - Level 1	Words, Words, Words!	1. fortune cookies / 2. mountain / 3. crocodile / 4. archaeologist / 5. dragon / 6. gentleman / 7. journey 8. skull / 9. park ranger / 10. danger	17																																																																																																																																																										
12 - Level 1, 2, 3	Words, Words, Words!		18																																																																																																																																																										
13 - Level 3	Words, Words, Words! Follow-up You can prepare the activity with this Taboo Generator https://vocab.today/worksheets/taboo/	Complete TABOO rules here: https://playtaboo.com/rules-of-the-taboo-game/	19																																																																																																																																																										
14 - Level 1, 2, 3	Drama Games & Activities!		20																																																																																																																																																										
15 - Level 1, 2, 3	Craft		21																																																																																																																																																										
16 - Level 1, 2, 3	Steam		22																																																																																																																																																										

ACTIVITY/LEVEL	EXPLANATION	KEY	PAGE
AFTER WATCHING ACTIVITIES			
17 - Level 1	Characters		24
18 - Level 2	Characters		25
19 - Level 3	Characters		26
20 - Level 1, 2, 3	The Story	9-8-6-3-2-1-4-7-5	27
21 - Level 1, 2, 3	The Story		28
22 - Level 1, 2, 3	The Story		29
23 - Level 1, 2, 3	The Story		29
24 - Level 1, 2, 3	Words, Words, Words!	Print this page and cut out the cards. Put cards on the table, face down. Get a 1 minute timer. Separate players in 2 teams. A member of team 1 will start reading for the rest of his team to guess. If they guess correctly, the player picks another card and continues reading until they guess wrongly or the minute has passed. The team will score as many points as cards have been guessed. Then it's team 2's turn to play. They continue taking turns until there are no more cards to read.	30
25 - Level 3	Words, Words, Words!	a. For the first time in my life / b. succeed in winning the bet / c. take risks / d. make an effort e. fell into a trap / f. a waste of time / g. interested in learning about the past / h. made a bet i. pay respects / j. lived many adventures	31
26 - Level 3	Words, Words, Words!	NOUN: gentleman-inventor-archeologist-bet-adventure-machine-journey-board-trap-ship-face VERB: win, steal, make, celebrate, bet, rescue ADJECTIVE: exciting-brave-nervous-hurt-clever-creepy-early-smart-shy-impossible	32
27 - Level 1, 2, 3	STEAM - Geography		33-34
28 - Level 1, 2, 3	STEAM - Engineering		35
29 - Level 1, 2	STEAM - Technology With the Jigsaw Puzzle you may get students in pairs and ask them to create a puzzle using pictures of landmarks from different countries and then exchange puzzles for their partners to identify the landmark and name the place they stand for. GAME TOP: This game is like any other game, but has text related to the story students will need to read to move forward.		36
30 - Level 1	Drama Games & Activities! Optional activity: Still Frames Get students into 5 groups. Cut out and give out the slips of paper on this page. The groups have to represent the characters and objects in the moment of the story and stay still as if paused. When ready, the teacher may choose to take a picture of the frame, if a screen is available for the follow-up.	1-K / 2-B / 3-O / 4-E / 5-F / 6-G / 7-A / 8-C / 9-M / 10-I / 11-H / 12-D / 13-N / 14-J / 15-L	37
31 - Level 2	Drama Games & Activities!		38
32 - Level 3	Drama Games & Activities!		39

ACTIVITY/LEVEL	EXPLANATION	KEY	PAGE			
SONGS - ACTIVITIES						
33 - Level 1, 2, 3	Mal de Amores 1. Provide the lyrics of the song to the students. 2. Play the song for them to listen to. 3. Ask the students to listen carefully and try to understand the meaning of the lyrics. 4. After listening, answer and discuss. 5. Where are the singers from? 6. Discuss the main theme of the song, which is about being lovesick. 7. Divide the students into pairs or small groups and ask them to discuss their understanding of the lyrics and share their thoughts to the class. 6. Encourage the students to use paraphrase/translate the song into English.		41			
34 - Level 1, 2, 3	Around the World You can complete the song before, while and after listening.		42-43			
35 - Level 1, 2, 3	The Cookie is Right Make a fortune cookie with your class and make them share their fortunes. See the link below to follow the instructions on how to make fortune cookies. https://www.youtube.com/watch?si=R5AFi-hMw-dnHcoX&v=3zy5Lzc9j2w&feature=youtu.be After reading their fortunes, ask students to reflect on whether they believe in the wisdom of fortune cookies and how it relates to the themes of the song.		44			
36 - Level 1, 2, 3	Siempre Vivirán Role Play - Briefly introduce the song "Siempre Vivirán" to the class and explain that they will be participating in a role-playing activity based on the song's lyrics. -Divide students into pairs or small groups and assign each group specific roles as characters from the song. Character Assignment (5 minutes): -Assign the following roles to the students: • Pedro • Maria • Evie • Phileas • Passepartout Optional -Script Development (15 minutes): -Provide each group with a printed copy of the song lyrics. -Instruct students to work together to create a short script or dialogue based on the interactions between the characters assigned to their group. -Encourage students to be creative and think about how they can bring the characters and their interactions to life through their performance.		45			
37 - Level 1, 2, 3	Right Away Find the full version of the song here. <table><tr><td>All Yes, right away Once in New York We must board The Ocean Princess. Storms, rain, waves...</td><td>All Hurry, hurry, hurry we are delayed Land, land, land! Liverpool is at hand. We can see the shore. A train, a bike, Any means of transport Will be just fine If we want to be In London in time Yes, right away Once in New York We must board The Ocean Princess. Storms, rain, waves</td><td>Phileas This ship doesn't work! Passepartout We are delayed. All Right away, right away, right away Phileas London!</td></tr></table>	All Yes, right away Once in New York We must board The Ocean Princess. Storms, rain, waves...	All Hurry, hurry, hurry we are delayed Land, land, land! Liverpool is at hand. We can see the shore. A train, a bike, Any means of transport Will be just fine If we want to be In London in time Yes, right away Once in New York We must board The Ocean Princess. Storms, rain, waves	Phileas This ship doesn't work! Passepartout We are delayed. All Right away, right away, right away Phileas London!	6-1-4-2&5-3	46
All Yes, right away Once in New York We must board The Ocean Princess. Storms, rain, waves...	All Hurry, hurry, hurry we are delayed Land, land, land! Liverpool is at hand. We can see the shore. A train, a bike, Any means of transport Will be just fine If we want to be In London in time Yes, right away Once in New York We must board The Ocean Princess. Storms, rain, waves	Phileas This ship doesn't work! Passepartout We are delayed. All Right away, right away, right away Phileas London!				
38 - Level 1, 2, 3	I will Be Yours Prompt your students to write a short story or poem inspired by the song lyrics. Encourage them to explore themes such as friendship, exploration, or overcoming challenges.		47			
39 - Level 1, 2, 3	Congratulations Have students imagine they are planning a trip around the world like the characters in the song. Ask them to create a detailed travel itinerary, including destinations, activities, and transportation options.		48			